


IKD series

Surface mount and through-hole •
dual in line switches



DISTINCTIVE FEATURES

- Raised and recessed actuators
- Even and odd pole numbers
- Self-cleaning wiping contacts
- Gold plated terminals



ENVIRONMENTAL SPECIFICATIONS

- Operating Temperature Range: -20 °C to +85 °C (-4 °F to +185 °F)
- Storage Temperature Range: -40°C to +85°C (-40 °F to +185 °F)
- Process compatible – withstand IR and vapor phase reflow soldering
- Spray washable (tape seal standard) except 1-pole model



ELECTRICAL SPECIFICATIONS


- Max. Current/Voltage Rating:
 - Switching: 25 mA 24 VDC
 - Non-switching: 100 mA 50 VDC
- Initial Contact Resistance: 50 mΩ max
- Insulation Resistance: 100 MΩ min. at 500 VDC
- Dielectric Strength: 500 VAC min.
- Electrical Life: 2,000 cycles



MATERIALS

- Case & Actuator: UL94-V0
- Moving Contact: Phosphor bronze, gold plated, over nickel barrier
- Terminal: Gold plated
- Protection Tape: Polyimide

The company reserves the right to change specifications without notice.



IKD series

Surface mount and through-hole • dual in line switches



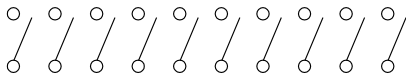
PACKAGING

Number of ways	TAPE AND REEL		IC TUBE THROUGH-HOLE
	Raised actuator	Recessed actuator	
1	800 pcs	800 pcs	130 pcs
2	700 pcs	900 pcs	76 pcs
3	700 pcs		55 pcs
4	700 pcs		42 pcs
5	800 pcs		35 pcs
6	700 pcs		28 pcs
7	800 pcs		25 pcs
8	700 pcs		22 pcs
9	700 pcs		20 pcs
10	700 pcs		18 pcs
12	700 pcs		15 pcs

For surface mount J bend, please contact APEM.



CIRCUIT

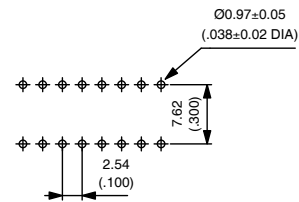


1,2,3,4,5,6,7,8,9,10,12 way only

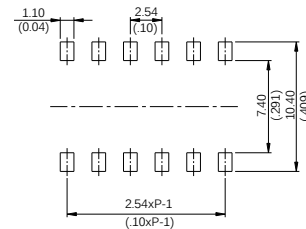


PCB LAYOUT

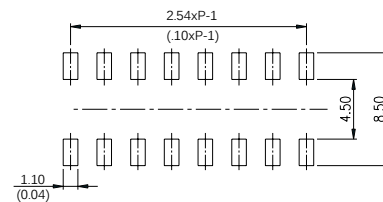
THROUGH-HOLE



SURFACE MOUNT - GULL WING TYPE

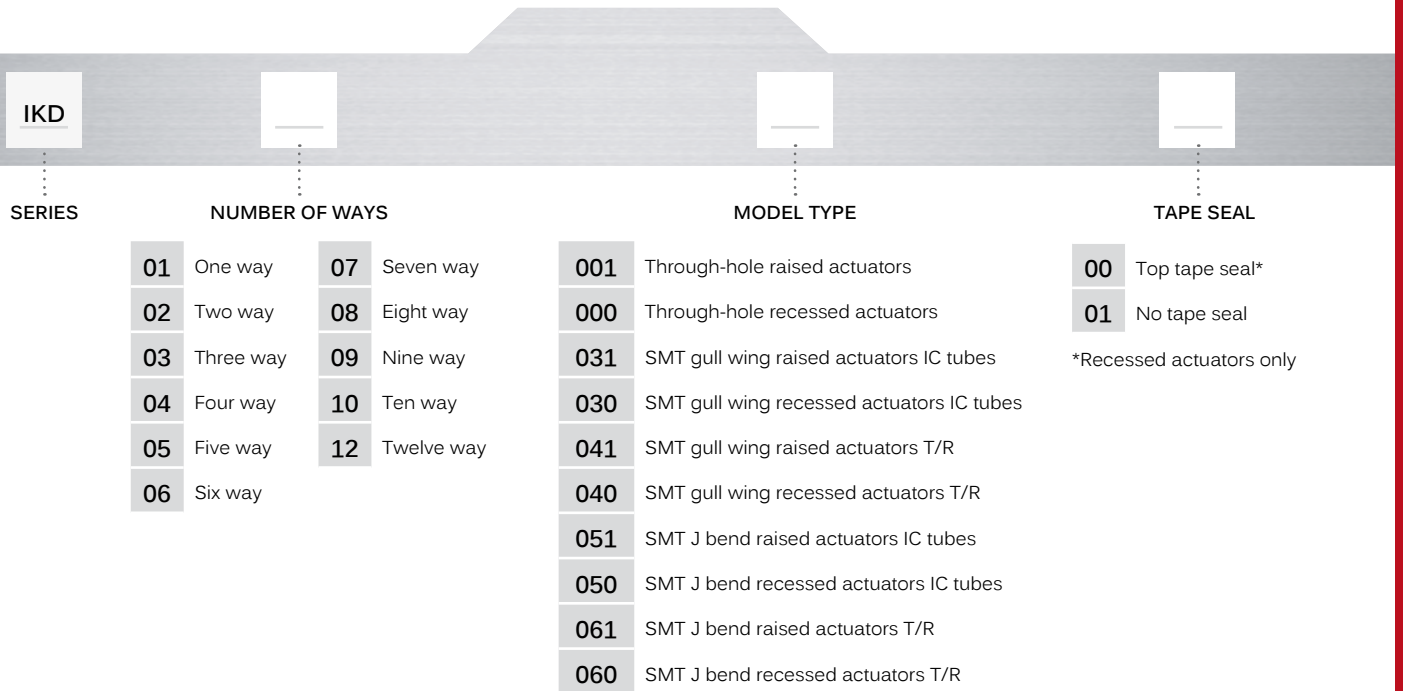


SURFACE MOUNT - J BEND TYPE






BUILD YOUR PART NUMBER



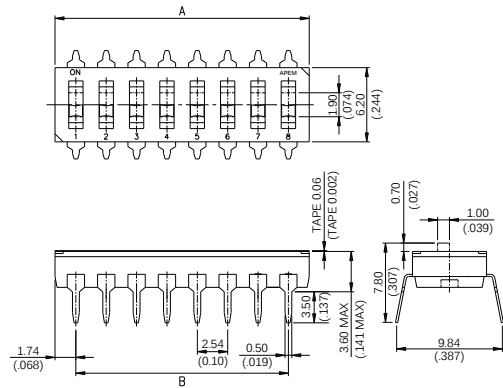
IKD series

Surface mount and through-hole •
dual in line switches

THROUGH HOLE



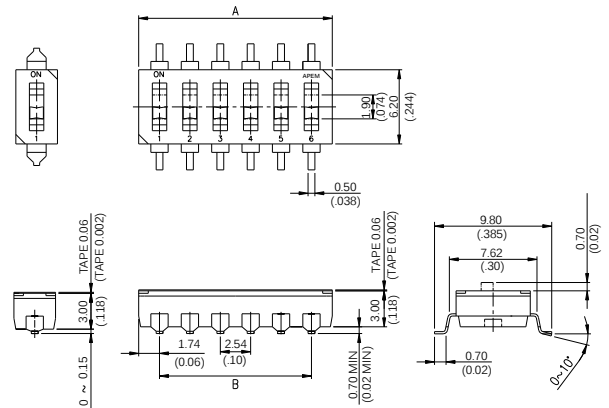
Number of ways	Dimension A	Dimension B
1	3.48 (.137)	N/A
2	6.02 (.237)	2.54 (.10)
3	8.56 (.337)	5.08 (.20)
4	11.10 (.437)	7.62 (.30)
5	13.64 (.537)	10.16 (.40)
6	16.18 (.637)	12.70 (.50)
7	18.72 (.737)	15.24 (.60)
8	21.26 (.837)	17.78 (.70)
9	23.80 (.937)	20.32 (.80)
10	26.34 (1.03)	22.86 (.90)
12	31.42 (1.23)	27.94 (1.10)



SMT - GULL WING TYPE



Number of ways	Dimension A	Dimension B
1	3.48 (.137)	N/A
2	6.02 (.237)	2.54 (.10)
3	8.56 (.337)	5.08 (.20)
4	11.10 (.437)	7.62 (.30)
5	13.64 (.537)	10.16 (.40)
6	16.18 (.637)	12.70 (.50)
7	18.72 (.737)	15.24 (.60)
8	21.26 (.837)	17.78 (.70)
9	23.80 (.937)	20.32 (.80)
10	26.34 (1.03)	22.86 (.90)
12	31.42 (1.23)	27.94 (1.10)



SMT - J BEND TYPE



Number of ways	Dimension A	Dimension B
2	6.02 (.237)	2.54 (.10)
3	8.56 (.337)	5.08 (.20)
4	11.10 (.437)	7.62 (.30)
5	13.64 (.537)	10.16 (.40)
6	16.18 (.637)	12.70 (.50)
7	18.72 (.737)	15.24 (.60)
8	21.26 (.837)	17.78 (.70)
9	23.80 (.937)	20.32 (.80)
10	26.34 (1.03)	22.86 (.90)
12	31.42 (1.23)	27.94 (1.10)

